

Signify Classified - Internal
Cooper Lighting Solutions Photometric Lab
1121 Highway 74 South
Peachtree City, GA 30269



Scaled data based on original data using
LM-79-08 Approved Method: Electrical and Photometric Measurements of Solid-
State Lighting Products

Test Report Prepared for
Cooper Lighting Solutions
(formerly Eaton)

Brand: STREETWORKS

Report Number: P867702

Luminaire Tested: **MEM2-HTN-SA-60-750-U-T4W**

Issue Date: 08/21/2024



Test Information

Test Method: LM-79-08
Report Number: P867702
Test Lab: INNOVATION CENTER(G3)
Issue Date: 08/21/2024
Manufacturer: COOPER LIGHTING SOLUTIONS (FORMERLY EATON)
Product Line: STREETWORKS
Catalog Number: MEM2-HTN-SA-60-750-U-T4W
Description: EPIC MODERN TALL HOUSING DISCRETE LED ARRAYS 60W 70CRI 5000K
FIXTURE w/ TYPE IV WIDE DISTRIBUTION OPTIC
Light Source: (10) 5000K CCT, 70 CRI LEDS
Ballast/Driver: ELECTRONIC DRIVER

Summary

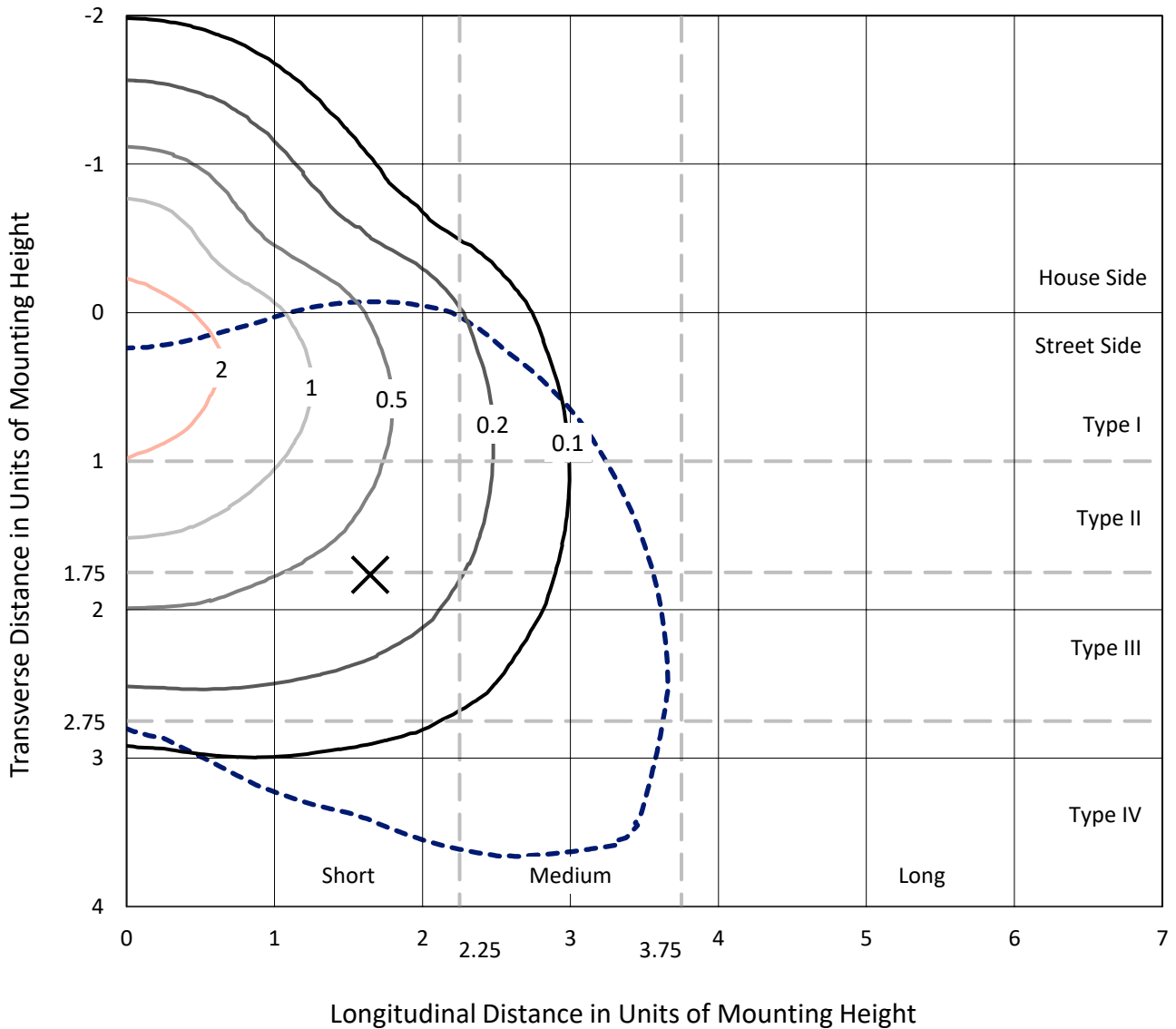
Lumens per Lamp: N/A
Luminaire Lumens: 6082.7 lumens
Efficiency: N/A
Efficacy: 138.2 lumens/watt
Luminous Opening: Rectangular (W 0.33' x L: 0.33' x H: 0')
IES Classification: Type IV - Short
BUG Rating: B1 - U0 - G1

Input Watts (W): 44
Input Voltage (V): 120
Input Current (A_{in}): NR
Voltage Rise (V): NR
Power Factor: 0.99
Total Harmonic Distortion (THDi): 6.91%
Frequency (hertz): 60
Stabilization Time: NR
Operation Time: NR
Ambient Temperature (°C): NR
Test Distance: 24 FT

REPORT NUMBER: P867702
 CATALOG NUMBER: MEM2-HTN-SA-60-750-U-T4W

Iso-Footcandle Lines of Horizontal Illumination

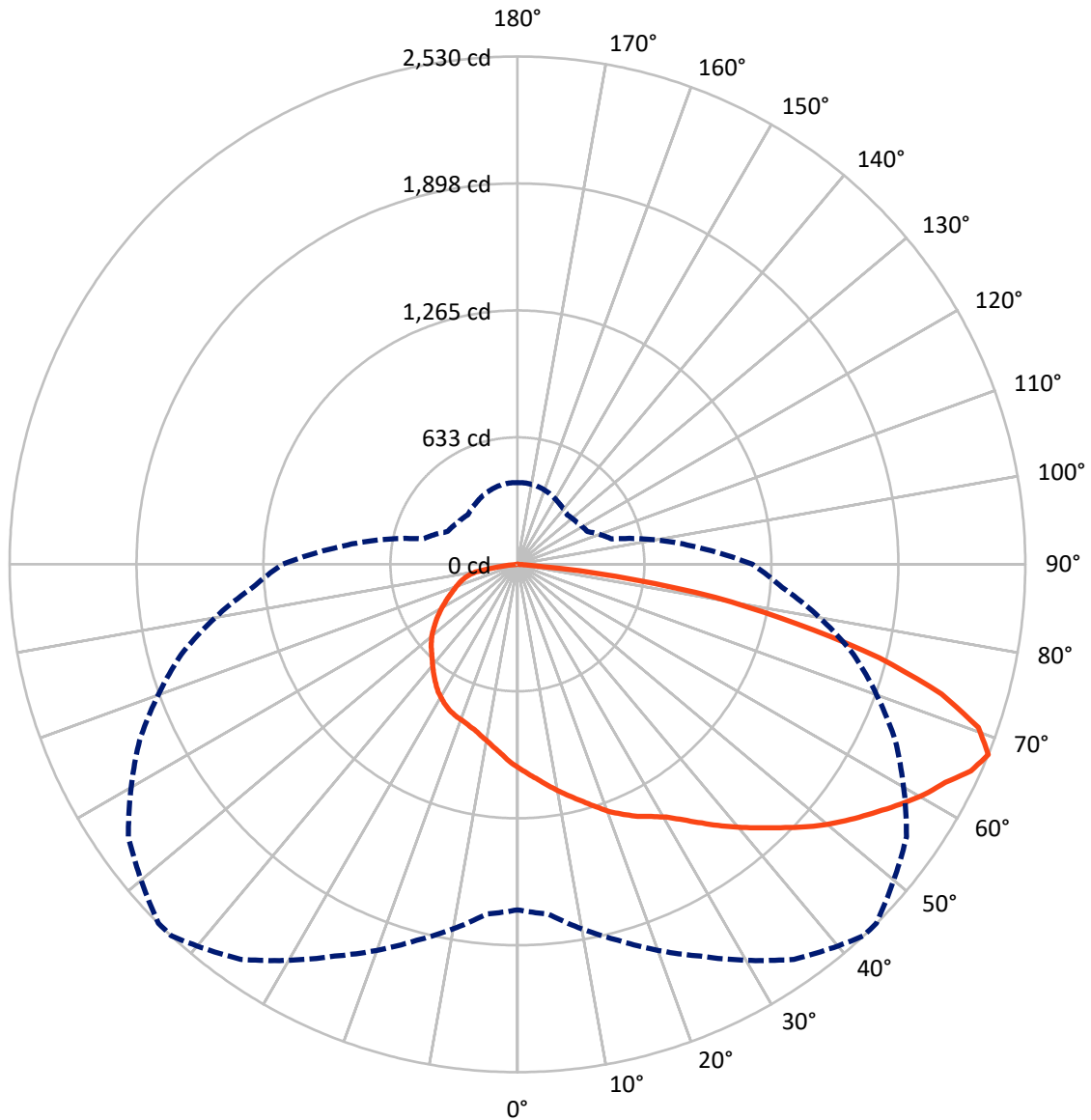
× Max cd
 - - - 1/2 Max cd



Based on 20 foot mounting height. Maximum calculated value = 2.9 fc
 Type IV - Short - N/A

REPORT NUMBER: P867702
CATALOG NUMBER: MEM2-HTN-SA-60-750-U-T4W

Luminous Intensity Polar Plot



— Vertical Plane Through 43-Deg Lateral - - - Horizontal Cone Through 67.5-Deg Vertical

REPORT NUMBER: P867702

CATALOG NUMBER: MEM2-HTN-SA-60-750-U-T4W

FLUX DISTRIBUTION:

		Downward	Upward	Total
House Side	Lumens	1636.3	0.0	1636.3
	% Fixture	26.9	0.0	26.9
Street Side	Lumens	4446.4	0.0	4446.4
	% Fixture	73.1	0.0	73.1
Total	Lumens	6082.7	0.0	6082.7
	% Fixture	100.0	0.0	100.0

ZONAL LUMENS:

Zone	Lumens	% Fixture
0°-10°	97.2	1.6
10°-20°	296.8	4.9
20°-30°	506.3	8.3
30°-40°	738.4	12.1
40°-50°	992.0	16.3
50°-60°	1214.4	20.0
60°-70°	1278.0	21.0
70°-80°	834.4	13.7
80°-90°	125.2	2.1
90°-100°	0.0	0.0
100°-110°	0.0	0.0
110°-120°	0.0	0.0
120°-130°	0.0	0.0
130°-140°	0.0	0.0
140°-150°	0.0	0.0
150°-160°	0.0	0.0
160°-170°	0.0	0.0
170°-180°	0.0	0.0
0°-90°	6082.7	100.0
0°-180°	6082.7	100.0

Coefficient of Utilization



REPORT NUMBER: P867702

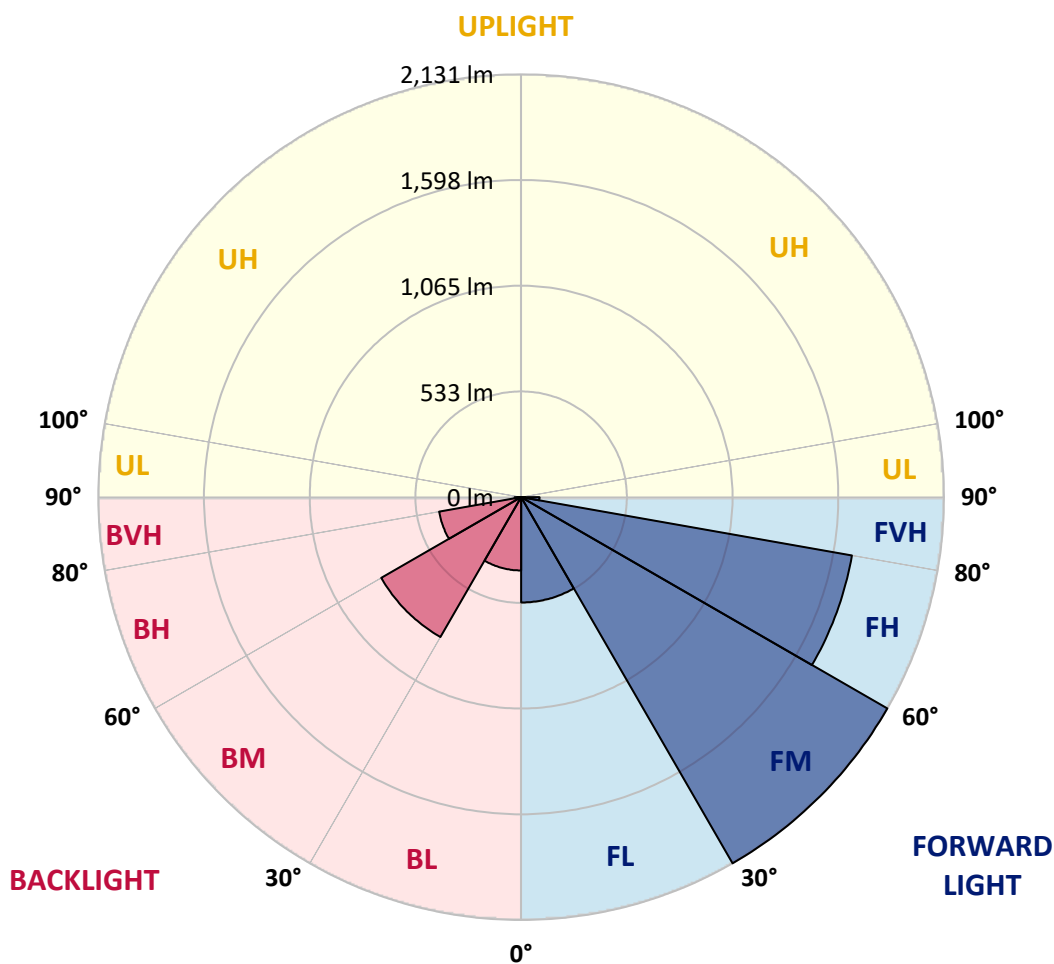
CATALOG NUMBER: MEM2-HTN-SA-60-750-U-T4W

LUMINAIRE CLASSIFICATION SYSTEM LUMEN TABLE AND BUG RATING:

Zone	Lumens	% Fixture	Zone Rating/Lumen Limit		
			B	U	G
FL (0°-30°)	530.8	8.7			
FM (30°-60°)	2130.7	35.0			
FH (60°-80°)	1692.5	27.8			G1/1800
FVH (80°-90°)	92.3	1.5			G1/100
BL (0°-30°)	369.4	6.1	B1/500		
BM (30°-60°)	814.1	13.4	B1/1000		
BH (60°-80°)	419.9	6.9	B1/500		G1/500
BVH (80°-90°)	32.8	0.5			G1/100
UL (90°-100°)	0.0	0.0		U0/0	
UH (100°-180°)	0.0	0.0		U0/0	

BUG Rating: B1-U0-G1

Type IV Short





REPORT NUMBER: P867702

CATALOG NUMBER: MEM2-HTN-SA-60-750-U-T4W

CANDELA DISTRIBUTION (FULL):

	0°	5°	15°	25°	35°	43°	45°	55°	65°	75°	85°
0°	1015.4	1015.4	1015.4	1015.4	1015.4	1015.4	1015.4	1015.4	1015.4	1015.4	1015.4
2.5°	1062.1	1060.9	1057.2	1054.8	1047.4	1046.1	1046.1	1038.8	1030.1	1025.2	1020.3
5°	1110.1	1104.0	1101.5	1096.6	1084.3	1076.9	1079.4	1065.8	1048.6	1036.3	1022.8
7.5°	1153.2	1150.8	1142.1	1136.0	1121.2	1113.8	1111.4	1090.5	1068.3	1049.8	1027.7
10°	1204.9	1198.8	1193.8	1181.5	1161.8	1150.8	1147.1	1120.0	1091.7	1067.1	1037.5
12.5°	1251.7	1244.3	1238.1	1225.8	1206.1	1187.7	1182.8	1152.0	1116.3	1083.1	1046.1
15°	1287.4	1288.6	1282.5	1271.4	1249.2	1227.1	1223.4	1182.8	1139.7	1099.1	1054.8
17.5°	1320.6	1325.5	1321.8	1314.5	1292.3	1270.1	1266.5	1220.9	1169.2	1117.5	1064.6
20°	1352.6	1352.6	1351.4	1346.5	1330.5	1315.7	1308.3	1262.8	1197.5	1137.2	1078.1
22.5°	1371.1	1376.0	1376.0	1376.0	1366.1	1353.8	1351.4	1307.1	1235.7	1161.8	1090.5
25°	1399.4	1405.5	1405.5	1403.1	1394.4	1390.8	1387.1	1345.2	1272.6	1190.1	1104.0
27.5°	1459.7	1458.4	1448.6	1436.3	1424.0	1422.8	1417.8	1388.3	1315.7	1220.9	1122.5
30°	1543.4	1545.8	1533.5	1495.4	1467.1	1460.9	1462.1	1436.3	1366.1	1256.6	1143.4
32.5°	1671.4	1671.4	1623.4	1574.1	1533.5	1517.5	1513.8	1491.7	1417.8	1296.0	1166.8
35°	1767.4	1763.7	1736.6	1678.8	1628.3	1582.8	1576.6	1547.1	1475.7	1340.3	1192.6
37.5°	1840.0	1847.4	1826.4	1782.1	1732.9	1654.1	1641.8	1600.0	1528.6	1383.4	1218.5
40°	1980.3	1961.8	1911.4	1870.8	1811.7	1724.3	1713.2	1661.5	1582.8	1431.4	1250.5
42.5°	2082.4	2056.6	1998.8	1944.6	1870.8	1794.4	1784.6	1728.0	1645.5	1485.5	1283.7
45°	2228.9	2171.1	2091.1	2043.1	1938.4	1870.8	1858.4	1796.9	1710.8	1543.4	1325.5
47.5°	2370.4	2269.5	2184.6	2162.4	2012.3	1953.2	1943.4	1872.0	1780.9	1606.1	1366.1
50°	2352.0	2285.5	2257.2	2236.3	2076.3	2030.8	2020.9	1948.3	1852.3	1672.6	1406.8
52.5°	2305.2	2311.4	2312.6	2262.1	2136.6	2103.4	2093.5	2030.8	1926.1	1730.4	1446.1
55°	2354.4	2361.8	2360.6	2284.3	2206.8	2176.0	2169.8	2114.4	1997.5	1784.6	1474.4
57.5°	2429.5	2404.9	2401.2	2339.7	2281.8	2253.5	2246.1	2198.1	2057.8	1824.0	1496.6
60°	2443.1	2393.8	2409.8	2352.0	2338.4	2329.8	2327.4	2270.8	2114.4	1856.0	1505.2
62.5°	2291.7	2283.1	2345.8	2322.4	2368.0	2392.6	2393.8	2322.4	2145.2	1868.3	1496.6
65°	2033.2	2067.7	2203.1	2270.8	2412.3	2482.4	2480.0	2353.2	2141.5	1832.6	1443.7
67.5°	1721.8	1748.9	1939.7	2153.8	2402.4	2530.4	2529.2	2366.7	2077.5	1734.1	1324.3
70°	1305.8	1390.8	1661.5	1943.4	2269.5	2435.7	2456.6	2290.4	1931.1	1554.4	1143.4
72.5°	993.2	1006.8	1334.1	1629.5	2032.0	2210.4	2206.8	2046.8	1686.1	1309.5	952.6
75°	705.2	734.8	1004.3	1262.8	1665.2	1863.4	1854.8	1678.8	1345.2	1019.1	728.6
77.5°	525.5	536.6	734.8	936.6	1245.5	1424.0	1420.3	1240.6	989.5	748.3	542.8
80°	384.0	402.5	529.2	653.5	844.3	998.1	993.2	823.4	635.1	523.1	396.3
82.5°	215.4	228.9	307.7	395.1	445.5	493.5	472.6	395.1	289.2	225.2	194.5
85°	6.2	7.4	11.1	13.5	23.4	39.4	43.1	38.2	45.5	28.3	30.8
87.5°	2.5	2.5	2.5	2.5	2.5	3.7	3.7	3.7	3.7	3.7	3.7
90°	0.0	0.0	0.0	0.0	0.0	0.0	0.0	0.0	0.0	0.0	0.0



REPORT NUMBER: P867702

CATALOG NUMBER: MEM2-HTN-SA-60-750-U-T4W

CANDELA DISTRIBUTION (continued):

	90°	95°	105°	115°	125°	135°	145°	155°	165°	175°	180°
0°	1015.4	1015.4	1015.4	1015.4	1015.4	1015.4	1015.4	1015.4	1015.4	1015.4	1015.4
2.5°	1017.8	1012.9	1003.1	996.9	993.2	988.3	980.9	976.0	972.3	977.2	976.0
5°	1016.6	1006.8	989.5	977.2	964.9	955.1	944.0	935.4	930.5	932.9	931.7
7.5°	1016.6	1004.3	977.2	957.5	939.1	924.3	912.0	900.9	896.0	897.2	896.0
10°	1021.5	1004.3	968.6	940.3	915.7	898.5	884.9	875.1	871.4	875.1	876.3
12.5°	1026.5	1004.3	961.2	925.5	893.5	875.1	862.8	856.6	859.1	860.3	861.5
15°	1028.9	1003.1	953.8	908.3	872.6	852.9	845.5	844.3	850.5	856.6	857.8
17.5°	1035.1	1001.8	942.8	891.1	854.1	838.1	834.5	839.4	851.7	860.3	862.8
20°	1042.5	1004.3	930.5	870.1	835.7	823.4	829.5	840.6	855.4	867.7	870.1
22.5°	1049.8	1005.5	919.4	851.7	816.0	813.5	827.1	843.1	860.3	872.6	875.1
25°	1058.5	1005.5	904.6	828.3	796.3	800.0	820.9	841.8	857.8	873.8	876.3
27.5°	1067.1	1008.0	888.6	802.5	771.7	782.8	808.6	834.5	851.7	867.7	871.4
30°	1081.8	1012.9	875.1	780.3	747.1	761.8	792.6	822.1	840.6	857.8	861.5
32.5°	1096.6	1020.3	864.0	756.9	722.5	739.7	774.1	807.4	827.1	843.1	845.5
35°	1116.3	1030.1	855.4	733.5	697.8	711.4	748.3	785.2	807.4	819.7	825.8
37.5°	1137.2	1043.7	848.0	712.6	670.8	683.1	722.5	761.8	785.2	797.5	800.0
40°	1163.1	1062.1	843.1	692.9	644.9	654.8	694.1	737.2	759.4	768.0	772.9
42.5°	1191.4	1081.8	839.4	673.2	616.6	626.5	668.3	710.1	732.3	739.7	743.4
45°	1227.1	1107.7	836.9	652.3	593.2	601.8	643.7	685.5	704.0	713.8	717.5
47.5°	1260.3	1133.5	829.5	627.7	567.4	579.7	617.8	654.8	675.7	681.8	685.5
50°	1293.5	1155.7	814.8	600.6	544.0	555.1	589.5	616.6	632.6	640.0	642.5
52.5°	1325.5	1171.7	791.4	572.3	519.4	526.8	555.1	580.9	592.0	594.5	601.8
55°	1346.5	1180.3	758.1	539.1	494.8	497.2	518.1	541.5	547.7	548.9	548.9
57.5°	1361.2	1175.4	718.8	505.8	470.1	470.1	482.5	500.9	503.4	504.6	507.1
60°	1363.7	1158.1	668.3	475.1	443.1	439.4	451.7	462.8	464.0	466.5	468.9
62.5°	1345.2	1120.0	614.1	445.5	417.2	408.6	419.7	430.8	436.9	440.6	443.1
65°	1288.6	1042.5	552.6	416.0	392.6	377.8	391.4	409.8	422.2	423.4	423.4
67.5°	1170.5	916.9	487.4	385.2	363.1	349.5	366.8	386.5	401.2	407.4	406.2
70°	992.0	777.8	427.1	353.2	333.5	324.9	343.4	365.5	377.8	382.8	385.2
72.5°	798.8	622.8	374.2	321.2	307.7	302.8	321.2	343.4	360.6	368.0	369.2
75°	621.5	489.8	329.8	288.0	276.9	278.2	297.8	320.0	338.5	342.2	331.1
77.5°	482.5	390.2	288.0	248.6	242.5	251.1	270.8	294.2	305.2	308.9	301.5
80°	348.3	299.1	232.6	195.7	195.7	209.2	226.5	253.5	257.2	252.3	254.8
82.5°	164.9	145.2	114.5	94.8	88.6	98.5	104.6	113.2	123.1	125.5	119.4
85°	22.2	14.8	11.1	12.3	11.1	7.4	4.9	4.9	4.9	3.7	3.7
87.5°	3.7	3.7	2.5	2.5	2.5	2.5	2.5	2.5	1.2	1.2	1.2
90°	0.0	0.0	0.0	0.0	0.0	0.0	0.0	0.0	0.0	0.0	0.0

LM-79-2019: Approved Method: Electrical and Photometric Measurements of Solid-
State Lighting Products

Report Prepared for

Cooper Lighting Solutions

Streetworks

Report Number: SP1-2407-157-6

Test Date: 08/07/2024

Luminaire Tested: MEM2-HTN-SA-40-750-U-5WQ-2

Data in this report applies to families of products including MEM2-HTN-SA-40-750-U-5WQ-2

Test Information

Test Method: LM-79-2019
 Report Number: SP1-2407-157-6
 Test Lab: COOPER LIGHTING SOLUTIONS
 Photometer: SP1 - 76IN SPHERE
 Measurement Geometry: 4π
 Issue Date: 08/20/2024
 Manufacturer: COOPER LIGHTING SOLUTIONS
 Product Line: Streetworks
 Catalog Number: **MEM2-HTN-SA-40-750-U-5WQ-2**
 Description: Epic Modern Light Square 40W 5WQ Optic and Flare Trim

Spectral Parameters

CCT (K): 5094
 CIE u': 0.2082
 CIE v': 0.4867
 Duv: 0.0032
 CIE x: 0.3430
 CIE y: 0.3564
 CIE z: 0.3006
 Peak Wavelength (nm): 451
 Dominant Wavelength (nm): 568
 Purity: 9.86439
 Rf: 73.7
 Rg: 93

CRI (Ra):	72.0		
R1:	68.6	R9:	-39.6
R2:	78.1	R10:	47.6
R3:	84.6	R11:	68.2
R4:	71.6	R12:	41.4
R5:	69.6	R13:	70.4
R6:	69.4	R14:	91.4
R7:	80.9	R15:	61.4
R8:	53.1		



Test Conditions

Stabilization Time: 20M
 Operation Time: 1H 20M
 Sphere Temperature (°C): 24.2

REPORT NUMBER: SP1-2407-157-6

Measurement and Test Equipment			
Instrument	Identification Number	Calibration Date	Calibration Due Date
Photometer	IN0058	6/18/2024	12/18/2024
Power Meter	INXT2011004	2/8/2024	2/8/2025
AC Power Source	IN0063	10/24/2023	10/24/2024
DC Power Source	IN0208	10/24/2023	10/24/2024
Sphere Thermometer	IN0085	10/24/2023	10/24/2024
Room Thermometer	IN0046	10/24/2023	10/24/2024

REPORT NUMBER: SP1-2407-157-6

CIE 1931 Chromaticity Diagram



CIE 1931 Chromaticity Diagram with 2017 ANSI 7-Step and 4-Step Quadrangles



Point lies inside the ANSI 5000K 4-step quadrangle

REPORT NUMBER: SP1-2407-157-6

Photopic Flux vs. Wavelength



Photopic Lumens: NR

λ (nm)	Power W [^] /nm	Lumens (φ/nm)	λ (nm)	Power W [^] /nm	Lumens (φ/nm)	λ (nm)	Power W [^] /nm	Lumens (φ/nm)	λ (nm)	Power W [^] /nm	Lumens (φ/nm)	λ (nm)	Power W [^] /nm	Lumens (φ/nm)
360	0	NR	490	114	NR	620	361	NR	750	9	NR	880	0	NR
365	0	NR	495	145	NR	625	326	NR	755	8	NR	885	0	NR
370	0	NR	500	197	NR	630	294	NR	760	7	NR	890	0	NR
375	0	NR	505	259	NR	635	261	NR	765	6	NR	895	0	NR
380	0	NR	510	319	NR	640	232	NR	770	5	NR	900	0	NR
385	0	NR	515	373	NR	645	204	NR	775	4	NR	905	0	NR
390	0	NR	520	414	NR	650	179	NR	780	4	NR	910	0	NR
395	1	NR	525	445	NR	655	157	NR	785	3	NR	915	0	NR
400	3	NR	530	465	NR	660	136	NR	790	3	NR	920	0	NR
405	5	NR	535	482	NR	665	118	NR	795	2	NR	925	0	NR
410	9	NR	540	493	NR	670	102	NR	800	2	NR	930	0	NR
415	18	NR	545	505	NR	675	87	NR	805	2	NR	935	0	NR
420	36	NR	550	515	NR	680	75	NR	810	2	NR	940	0	NR
425	72	NR	555	527	NR	685	65	NR	815	1	NR	945	0	NR
430	134	NR	560	540	NR	690	56	NR	820	1	NR	950	0	NR
435	242	NR	565	550	NR	695	48	NR	825	1	NR	955	0	NR
440	407	NR	570	557	NR	700	41	NR	830	1	NR	960	0	NR
445	684	NR	575	561	NR	705	35	NR	835	1	NR	965	0	NR
450	988	NR	580	559	NR	710	30	NR	840	1	NR	970	0	NR
455	828	NR	585	551	NR	715	26	NR	845	1	NR	975	0	NR
460	473	NR	590	537	NR	720	22	NR	850	1	NR	980	0	NR
465	333	NR	595	516	NR	725	19	NR	855	0	NR	985	0	NR
470	232	NR	600	491	NR	730	16	NR	860	0	NR	990	0	NR
475	146	NR	605	461	NR	735	14	NR	865	0	NR	995	0	NR
480	113	NR	610	429	NR	740	12	NR	870	0	NR	1000	0	NR
485	106	NR	615	395	NR	745	10	NR	875	0	NR			

REPORT NUMBER: SP1-2407-157-6

Scotopic Flux vs. Wavelength



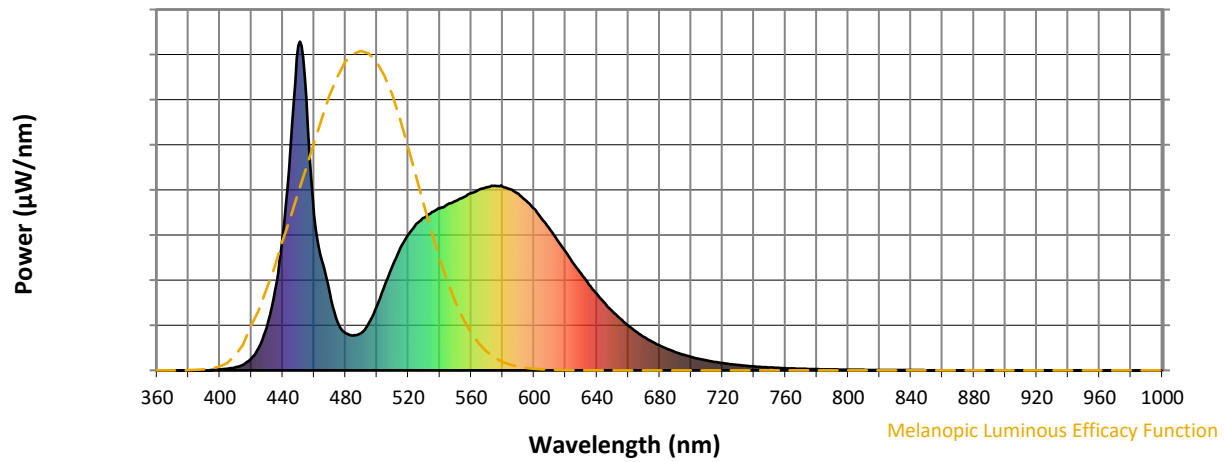
Scotopic Lumens: NR

S/P: 1.81

λ (nm)	Power W [^] /nm	Lumens (ϕ /nm)	λ (nm)	Power W [^] /nm	Lumens (ϕ /nm)	λ (nm)	Power W [^] /nm	Lumens (ϕ /nm)	λ (nm)	Power W [^] /nm	Lumens (ϕ /nm)	λ (nm)	Power W [^] /nm	Lumens (ϕ /nm)
360	0	NR	490	114	NR	620	361	NR	750	9	NR	880	0	NR
365	0	NR	495	145	NR	625	326	NR	755	8	NR	885	0	NR
370	0	NR	500	197	NR	630	294	NR	760	7	NR	890	0	NR
375	0	NR	505	259	NR	635	261	NR	765	6	NR	895	0	NR
380	0	NR	510	319	NR	640	232	NR	770	5	NR	900	0	NR
385	0	NR	515	373	NR	645	204	NR	775	4	NR	905	0	NR
390	0	NR	520	414	NR	650	179	NR	780	4	NR	910	0	NR
395	1	NR	525	445	NR	655	157	NR	785	3	NR	915	0	NR
400	3	NR	530	465	NR	660	136	NR	790	3	NR	920	0	NR
405	5	NR	535	482	NR	665	118	NR	795	2	NR	925	0	NR
410	9	NR	540	493	NR	670	102	NR	800	2	NR	930	0	NR
415	18	NR	545	505	NR	675	87	NR	805	2	NR	935	0	NR
420	36	NR	550	515	NR	680	75	NR	810	2	NR	940	0	NR
425	72	NR	555	527	NR	685	65	NR	815	1	NR	945	0	NR
430	134	NR	560	540	NR	690	56	NR	820	1	NR	950	0	NR
435	242	NR	565	550	NR	695	48	NR	825	1	NR	955	0	NR
440	407	NR	570	557	NR	700	41	NR	830	1	NR	960	0	NR
445	684	NR	575	561	NR	705	35	NR	835	1	NR	965	0	NR
450	988	NR	580	559	NR	710	30	NR	840	1	NR	970	0	NR
455	828	NR	585	551	NR	715	26	NR	845	1	NR	975	0	NR
460	473	NR	590	537	NR	720	22	NR	850	1	NR	980	0	NR
465	333	NR	595	516	NR	725	19	NR	855	0	NR	985	0	NR
470	232	NR	600	491	NR	730	16	NR	860	0	NR	990	0	NR
475	146	NR	605	461	NR	735	14	NR	865	0	NR	995	0	NR
480	113	NR	610	429	NR	740	12	NR	870	0	NR	1000	0	NR
485	106	NR	615	395	NR	745	10	NR	875	0	NR			

REPORT NUMBER: SP1-2407-157-6

Melanopic Flux vs. Wavelength



Melanopic Lumens: NR

M/P: 3.73

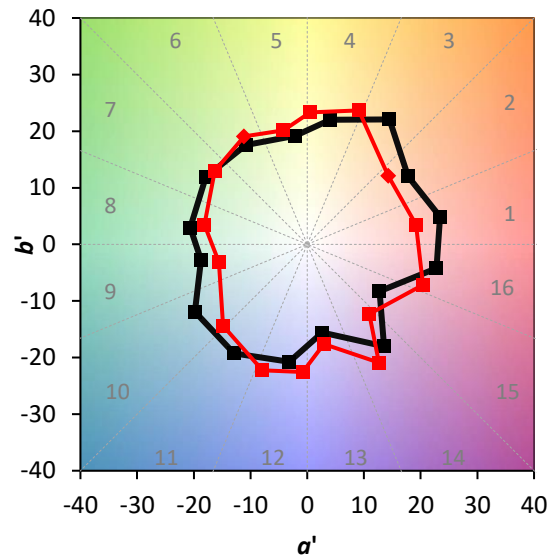
λ (nm)	Power W [^] /nm	Lumens (φ/nm)	λ (nm)	Power W [^] /nm	Lumens (φ/nm)	λ (nm)	Power W [^] /nm	Lumens (φ/nm)	λ (nm)	Power W [^] /nm	Lumens (φ/nm)	λ (nm)	Power W [^] /nm	Lumens (φ/nm)
360	0	NR	490	114	NR	620	361	NR	750	9	NR	880	0	NR
365	0	NR	495	145	NR	625	326	NR	755	8	NR	885	0	NR
370	0	NR	500	197	NR	630	294	NR	760	7	NR	890	0	NR
375	0	NR	505	259	NR	635	261	NR	765	6	NR	895	0	NR
380	0	NR	510	319	NR	640	232	NR	770	5	NR	900	0	NR
385	0	NR	515	373	NR	645	204	NR	775	4	NR	905	0	NR
390	0	NR	520	414	NR	650	179	NR	780	4	NR	910	0	NR
395	1	NR	525	445	NR	655	157	NR	785	3	NR	915	0	NR
400	3	NR	530	465	NR	660	136	NR	790	3	NR	920	0	NR
405	5	NR	535	482	NR	665	118	NR	795	2	NR	925	0	NR
410	9	NR	540	493	NR	670	102	NR	800	2	NR	930	0	NR
415	18	NR	545	505	NR	675	87	NR	805	2	NR	935	0	NR
420	36	NR	550	515	NR	680	75	NR	810	2	NR	940	0	NR
425	72	NR	555	527	NR	685	65	NR	815	1	NR	945	0	NR
430	134	NR	560	540	NR	690	56	NR	820	1	NR	950	0	NR
435	242	NR	565	550	NR	695	48	NR	825	1	NR	955	0	NR
440	407	NR	570	557	NR	700	41	NR	830	1	NR	960	0	NR
445	684	NR	575	561	NR	705	35	NR	835	1	NR	965	0	NR
450	988	NR	580	559	NR	710	30	NR	840	1	NR	970	0	NR
455	828	NR	585	551	NR	715	26	NR	845	1	NR	975	0	NR
460	473	NR	590	537	NR	720	22	NR	850	1	NR	980	0	NR
465	333	NR	595	516	NR	725	19	NR	855	0	NR	985	0	NR
470	232	NR	600	491	NR	730	16	NR	860	0	NR	990	0	NR
475	146	NR	605	461	NR	735	14	NR	865	0	NR	995	0	NR
480	113	NR	610	429	NR	740	12	NR	870	0	NR	1000	0	NR
485	106	NR	615	395	NR	745	10	NR	875	0	NR			

Summary

$R_f = 73.7$
 $R_g = 93$
 $CIE R_a = 72.0$
 $R_9 = -39.6$



Color Vector Graphics

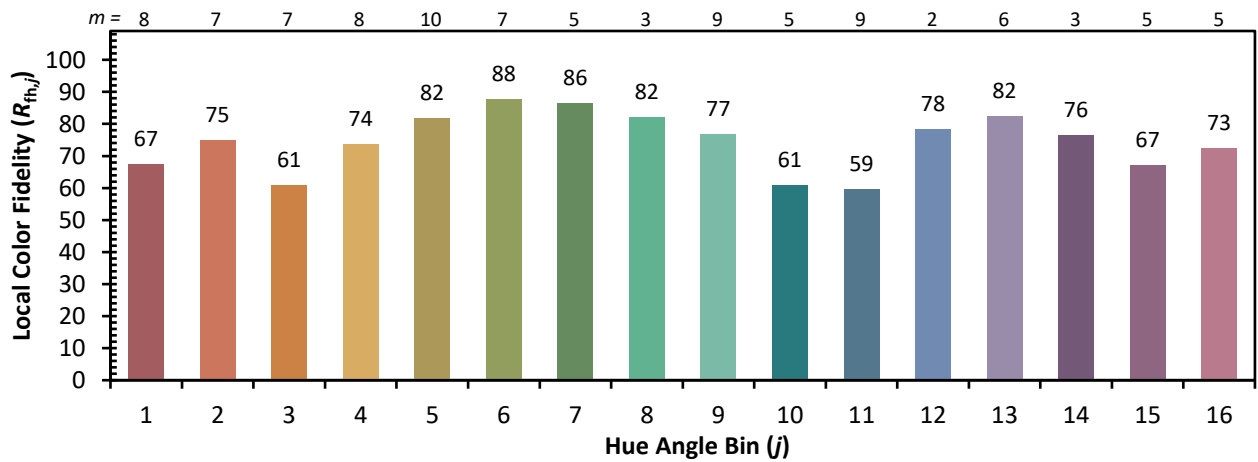


Individual Sample Fidelity Index ($R_{f,i}$)

CES01 = 85	CES26 = 62	CES51 = 90	CES76 = 50
CES02 = 59	CES27 = 88	CES52 = 89	CES77 = 67
CES03 = 30	CES28 = 80	CES53 = 79	CES78 = 53
CES04 = 69	CES29 = 69	CES54 = 84	CES79 = 80
CES05 = 46	CES30 = 88	CES55 = 83	CES80 = 77
CES06 = 50	CES31 = 72	CES56 = 74	CES81 = 78
CES07 = 38	CES32 = 62	CES57 = 73	CES82 = 90
CES08 = 38	CES33 = 82	CES58 = 73	CES83 = 90
CES09 = 29	CES34 = 69	CES59 = 86	CES84 = 85
CES10 = 72	CES35 = 83	CES60 = 88	CES85 = 77
CES11 = 56	CES36 = 87	CES61 = 82	CES86 = 75
CES12 = 61	CES37 = 78	CES62 = 81	CES87 = 76
CES13 = 41	CES38 = 98	CES63 = 73	CES88 = 81
CES14 = 74	CES39 = 96	CES64 = 63	CES89 = 72
CES15 = 70	CES40 = 91	CES65 = 60	CES90 = 80
CES16 = 46	CES41 = 96	CES66 = 56	CES91 = 71
CES17 = 49	CES42 = 79	CES67 = 53	CES92 = 58
CES18 = 55	CES43 = 78	CES68 = 63	CES93 = 74
CES19 = 71	CES44 = 99	CES69 = 72	CES94 = 52
CES20 = 63	CES45 = 86	CES70 = 55	CES95 = 64
CES21 = 85	CES46 = 85	CES71 = 46	CES96 = 76
CES22 = 77	CES47 = 89	CES72 = 82	CES97 = 86
CES23 = 91	CES48 = 80	CES73 = 45	CES98 = 76
CES24 = 90	CES49 = 83	CES74 = 90	CES99 = 62
CES25 = 71	CES50 = 89	CES75 = 48	



Color Rendition by Hue-Angle Bin



Measure Comparisons



(END OF REPORT)